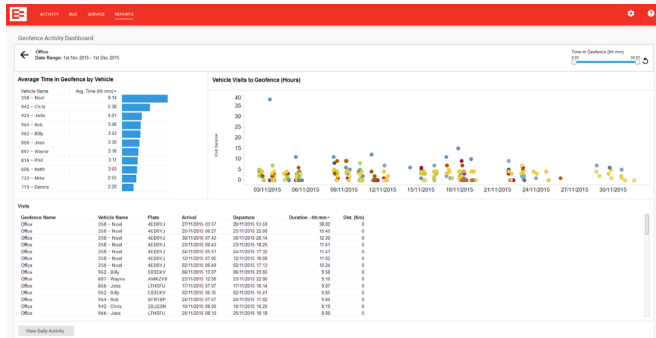


New Geofence Activity Dashboard

We have a new Geofence Activity Dashboard, which enhances your ability to monitor time on site, and improve productivity.

Switch to the dashboard and you'll be able to see each vehicle's average time on site, and identify potential problem areas. It also offers the ability to group geofences by customer or supplier accounts, or your company's branches or regions.



Electronic Logbook – change the way you view your work week in Timesheet Reports

We know not all organisations work to Monday-Monday payroll periods, so our timesheet reports now allow you to select your own work week start.

You can still select daily, weekly or monthly views; but have flexibility around work week starts.

DVIR adds fleet filter

Get DVIR reports for only those vehicles you have access to, and focus on the information you need. Vehicle Inspection Reports are now filtered so you see inspection outcomes only for those vehicles you have access to.

Electronic Logbook – Depot notifications

You can now choose to receive email notifications when a driver creates a Logbook Violation. A notification email is sent in real time to Depot, with information about the driver and the violation, making it simpler for your company to comply with health and safety requirements.

Improved Fuel Efficiency Report

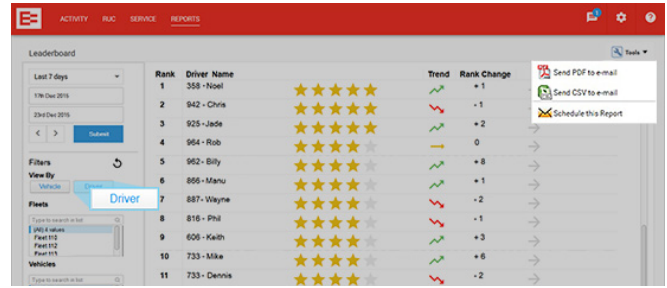
To help you stay on top of your fuel expenses, Make and Model benchmarks for the Fuel Efficiency Report have been updated with latest data retrieved from the EROAD client driving population.

See how your drivers perform

We've introduced a driver-centric view of the Leaderboard allowing you to not only rank your vehicles but your drivers who use EROAD Driver ID units or the EROAD Electronic Logbook application on mobile devices.

Leaderboard and Driver Insights improvements

You can now export and schedule the driver view of Leaderboard and Driver Insight reports in PDF and CSV format.

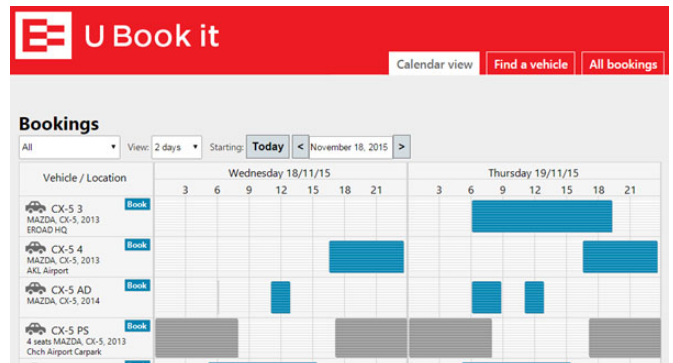


Electronic Logbook: scheduling timesheet reports

You can now schedule Timesheet reports to be automatically delivered directly to your email inbox on a regular basis in CSV format.

U Book-It adds early release feature

This month we made some enhancements to our vehicle booking system, U Book-It. If a vehicle is returned early, it can now be automatically released back into the pool of available vehicles using customisable base return timeout settings. You can set 'Available hours' for a vehicle, so it can only be booked in office hours if required.



Introducing street numbers to map

Depot now displays street numbers in built-up areas supporting more accurate vehicle tracking and validation of proof of service. Street numbers are available in maps, Daily Activity Report, Event Log and all areas in Depot that display street addresses.

Fuel Consumption Report retired

We have now retired our Fuel Consumption Report and recommend you use the Fuel Efficiency Report. It includes the same information – and then some! If you have the Fuel Consumption Report scheduled into your email inbox, you will still receive it until the end of the year.

Over Speed Dashboard exports

Our Over Speed Dashboard provides you with a complete view of your fleet's speeding behaviour in a visual, easy-to-understand way. Total and average number of speed events per distance travelled, trend over time, top speeding locations – all there is to know about speeding in just one report.

The report can now be scheduled and exported in PDF and CSV format so that insights can be delivered directly to your email inbox on a regular basis. And it's easy to print a copy with relevant information for drivers to take away.

Keep up to date with our product updates:
www.eroad.co.nz/nz/blog